



UPPER GI ENDOSCOPY

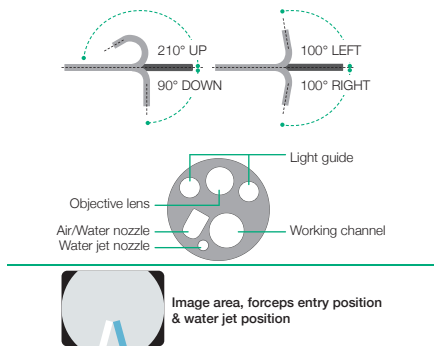
ELUXEO™ VIDEO GASTROSCOPE EG-760R



This routine gastroscope from the ELUXEO™ 760 series is equipped with CMOS technology and provides HD images and videos for daily practice. Close Focus allows observation from as little as 2 mm in depth.



Field of view	140°
Observation range	2–100mm
Bending capability	Up 210°/Down 90° Right 100°/Left 100°
Distal end diameter	9.2mm
Flexible portion diameter	9.3mm
Working channel diameter	2.8mm
Working length	1,100mm
Total length	1,400mm



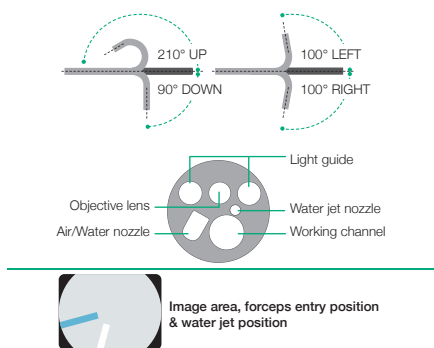
ELUXEO™ VIDEO GASTROSCOPE EG-760Z Optical Magnification



This zoom gastroscope features the well-known 145x Multi Zoom* which leads to clear and more detailed visualisation, supporting deeper analysis of mucosal structures. It has a small bending radius and similar functionality to the routine gastroscope including all features.

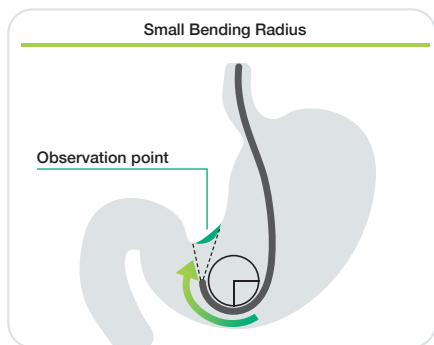
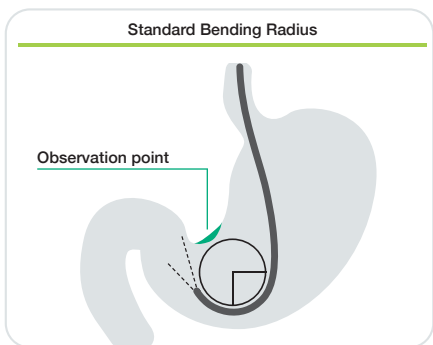


Field of view	Normal 140°/Close 56°
Observation range	Normal 3–100mm Close 1.5–2.5mm
Bending capability	Up 210°/Down 90° Right 100°/Left 100°
Distal end diameter	9.9mm
Flexible portion diameter	9.8mm
Working channel diameter	2.8mm
Working length	1,100mm
Total length	1,400mm



SMALL BENDING RADIUS

Features a tight bending section radius with improved angulation. It is designed to approach the targeted observation point and lesion more easily and with less effort.



* In combination with 26" screen.